

Materials Technology

Ceramic

Dr Jasmi Hashim

INTRODUCTION

Keramikos - burnt stuff in Greek

Desirable properties of ceramics are normally achieved through a high-temperature heat treatment process (firing).

Bonds are partially or totally ionic, or combination of ionic & covalent

Ceramic compound	Bonding atoms	Electronegativity difference	% ionic character	% covalent character
Zirconium dioxide, ZrO_2	Zr-O	2.3	73	27
Magnesium oxide, MgO	Mg-O	2.2	69	31
Aluminum oxide, Al_2O_3	Al-O	2.0	63	37
Silicon dioxide, SiO_2	Si-O	1.7	51	49
Silicon nitride, Si_3N_4	Si-N	1.3	34.5	65.5
Silicon carbide, SiC	Si-C	0.7	11	89

Generally **hard and brittle**

Generally **electrical and thermal insulators**

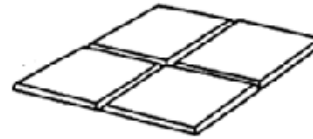
Can be **optically opaque, semi-transparent, or transparent**

High chemical stability and high melting temperature

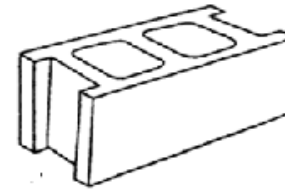
Refractories



Flooring Tiles




Building materials



Whiteware



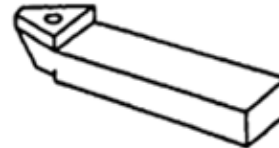
Glasses



Example of traditional ceramic products



Ceramic components for
high temperature application



Cutting tools



Abrasive

Example of engineering ceramic products

Properties	Metal	Ceramic	Polymer
Density	High	Low	Very low
Melting Temperature	Medium to high	High	Low
Modulus Elasticity	Medium to high	Very high	Low
Ductility	Ductile	Brittle	Ductile to brittle

Typical Mechanical Properties

Brittle: K_{Ic} in $\sim 1 - 12 \text{ MPam}^{1/2}$ (*Al alloys have $K_{Ic} - 25 - 50 \text{ MPam}^{1/2}$*).
High elastic moduli - greater than metals

High compressive strengths is typically ten times the TS
Very high hardness

Application of ceramics

The compressive strength is typically ten times the TS. In structures, design must be done for compressive loads.

The transparency of light of many ceramics ;

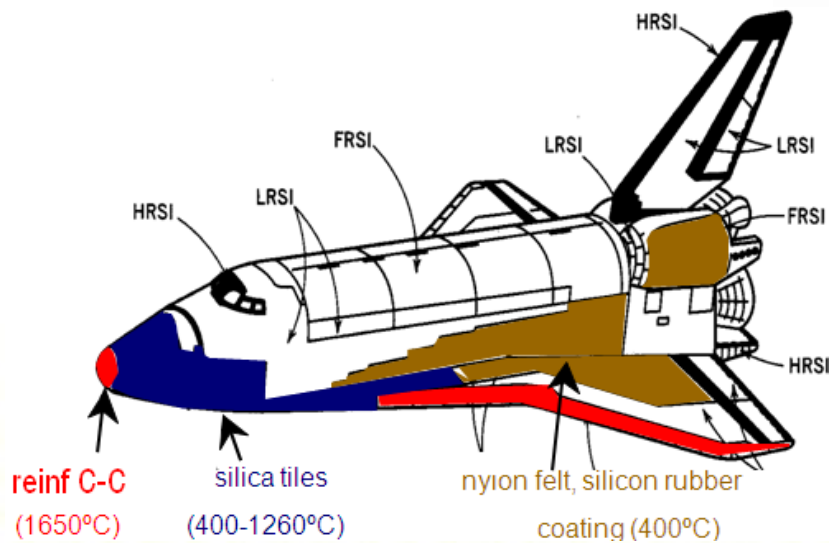
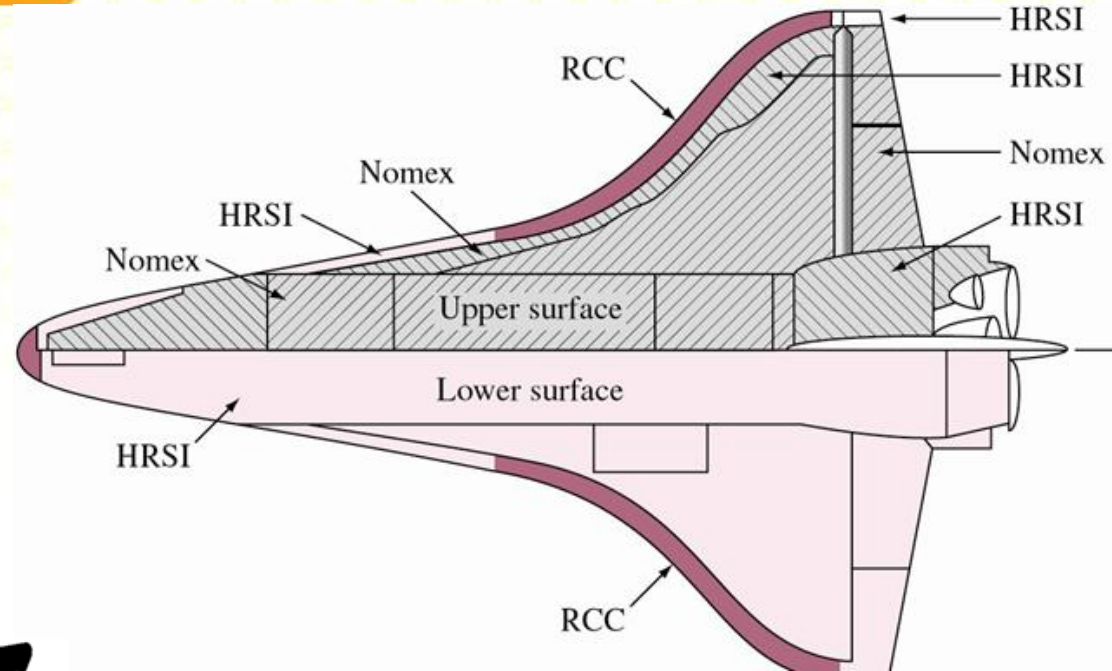
Optical applications (windows, photographic cameras, telescopes, etc)






Silicate glasses (non crystalline silicates (SiO_2 containing other oxides) ; windows, containers, lenses, fibreglass etc..

Good thermal insulators ; used in oven, the exterior tiles of the Space Shuttle

Good electrical insulation ; used to support conductor in electrical and electronic application

Good chemical properties; applications in reactive applications



-  Reinforced carbon-carbon
-  High-temperature reusable surface insulation (HRSI)
-  Low-temperature reusable surface insulation
-  Coated Nomex felt
-  Metal or glass

1. Traditional Ceramics

- based on clay (china, bricks, tiles, porcelain), glasses.

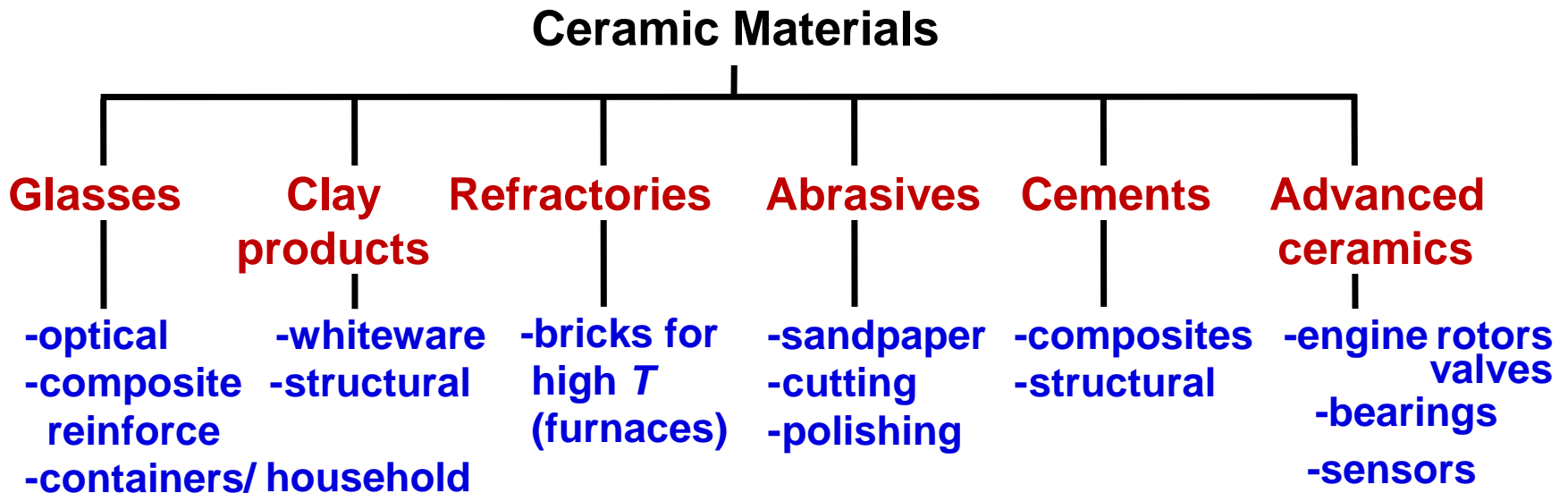
2. Engineering Ceramics:

- Pure compounds of metal + O, Metal + C, Metal + N

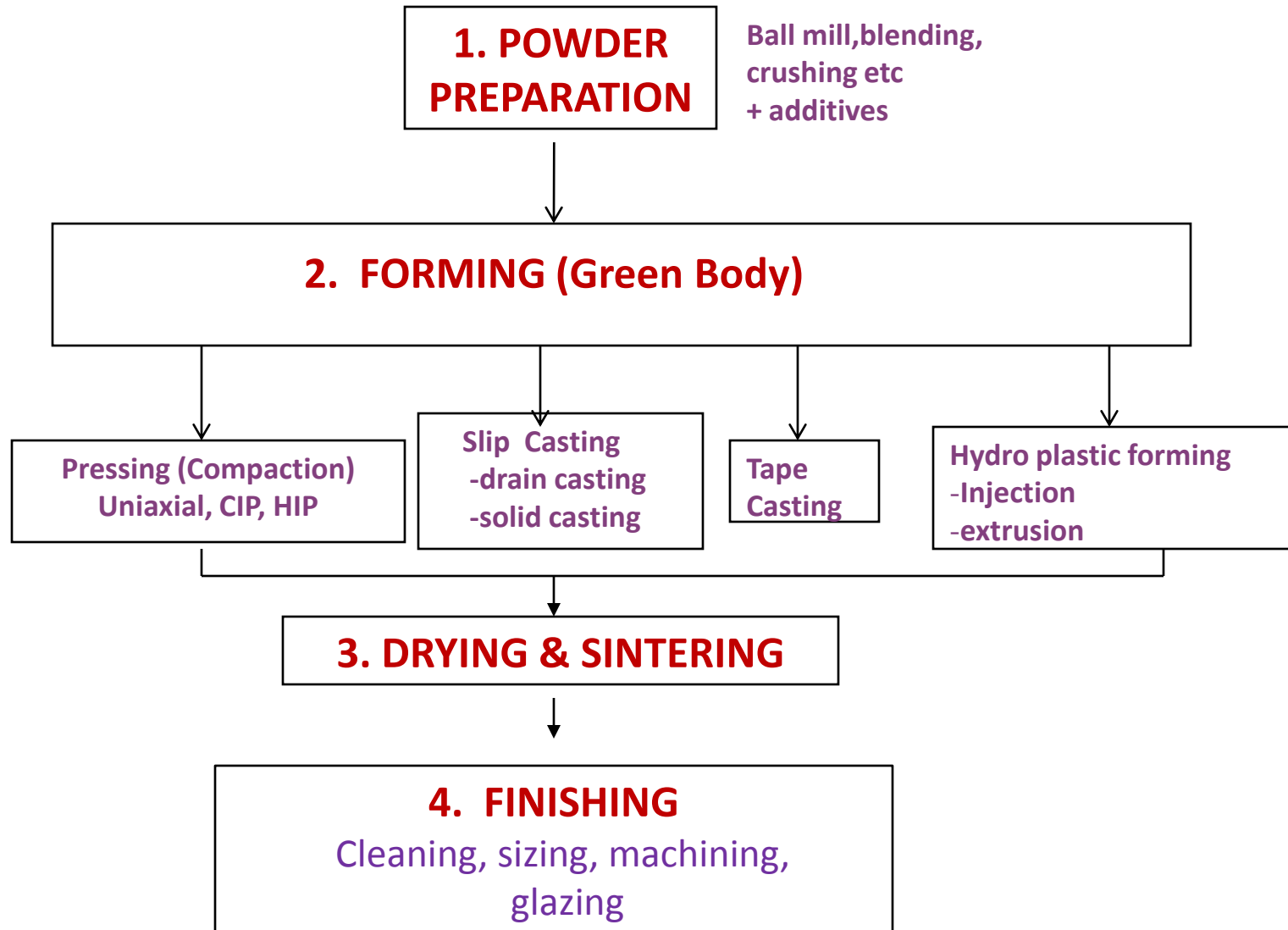
Oxide eg: Al_2O_3 , ZrO

Carbide eg : TiC, WC, SiC


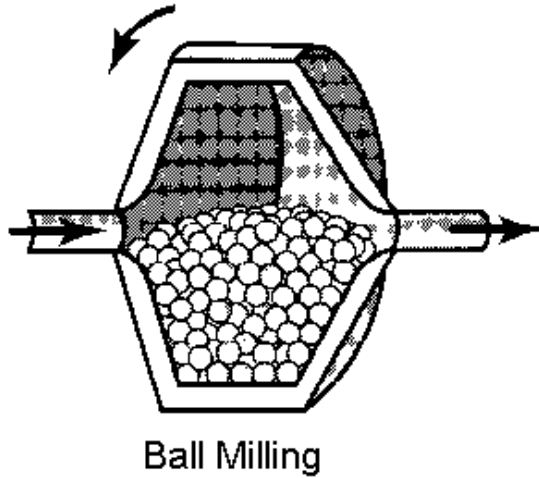
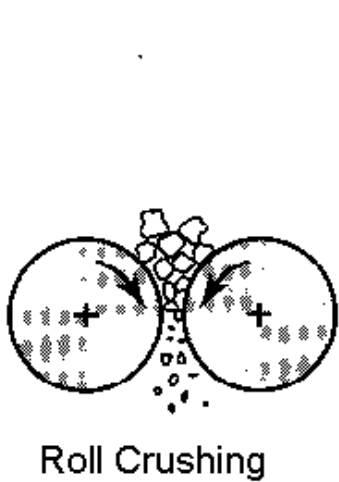
Nitride eg : Si_3N_4 , TiN, CBN



CERAMIC PROCESSING



1. POWDER PREPARATION



Preparation of powder



Loose powders



Air

An arrow points from the word "Air" to the bottom surface of the powder layer in the diagram above.

+ ADDITIVES

Water minimum 4% for dry processing ,up to 12% for wet processing., binder, Lubricant , Wetting agent, Plasticizer

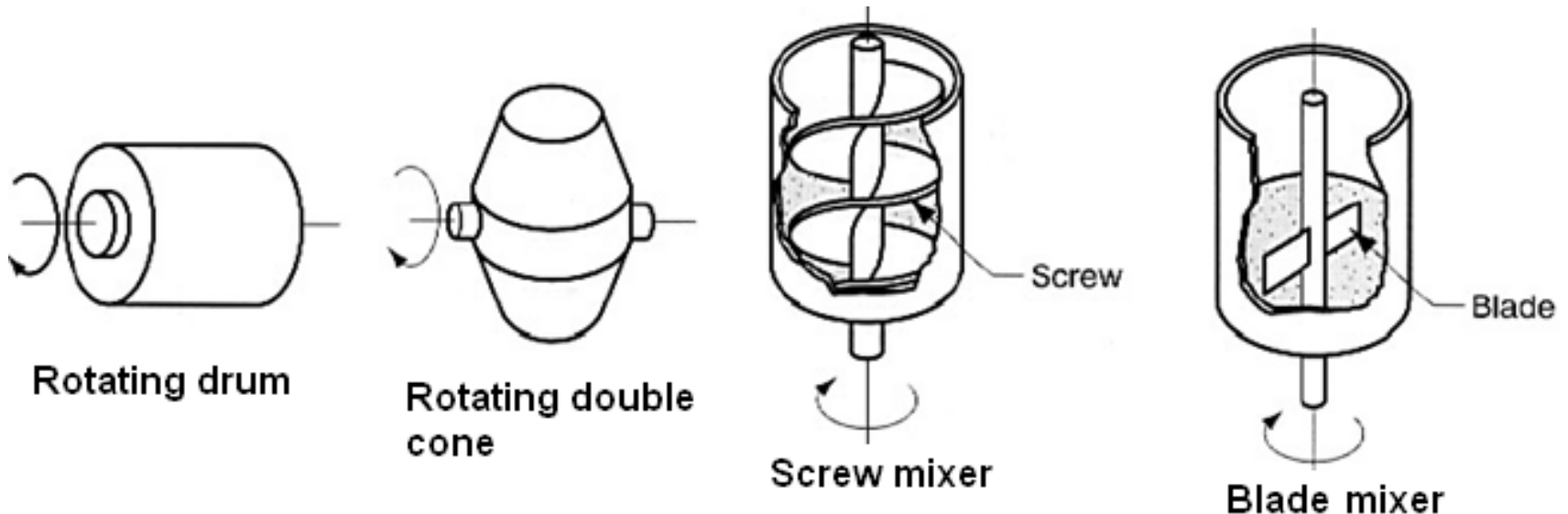
Blending

Blending : Mixing powder of same chemical composition but different size
Mixing : combining powders of different chemistries.

Blending and mixing are accomplished by mechanical means

Lubricants : to reduce the particle-die friction

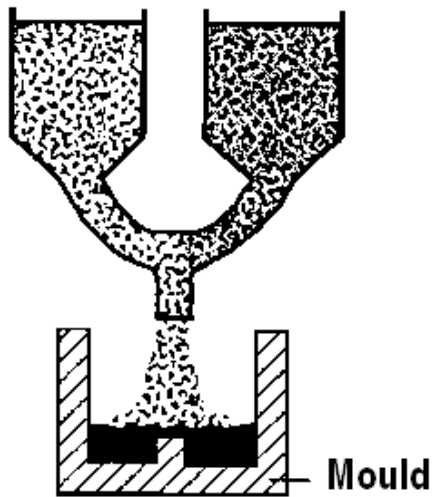
Binders : to achieve enough strength before sintering



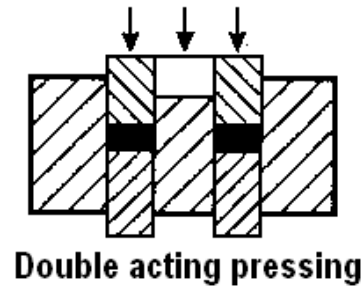
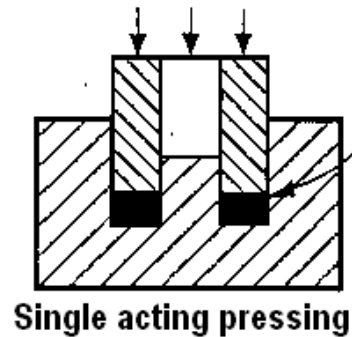
2. FORMING (Green Body)

i. Dry Pressing

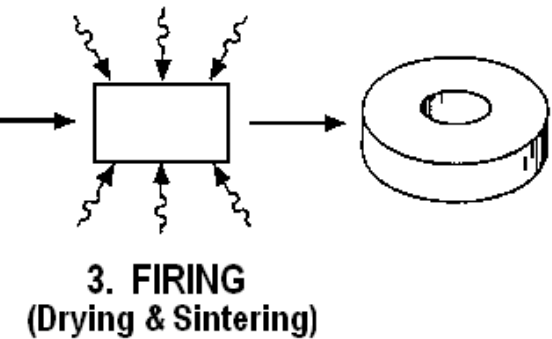
1. POWDER - MIXING



2. DRY PRESSING



Compacted
ceramic powder



- **Dry Pressing:**

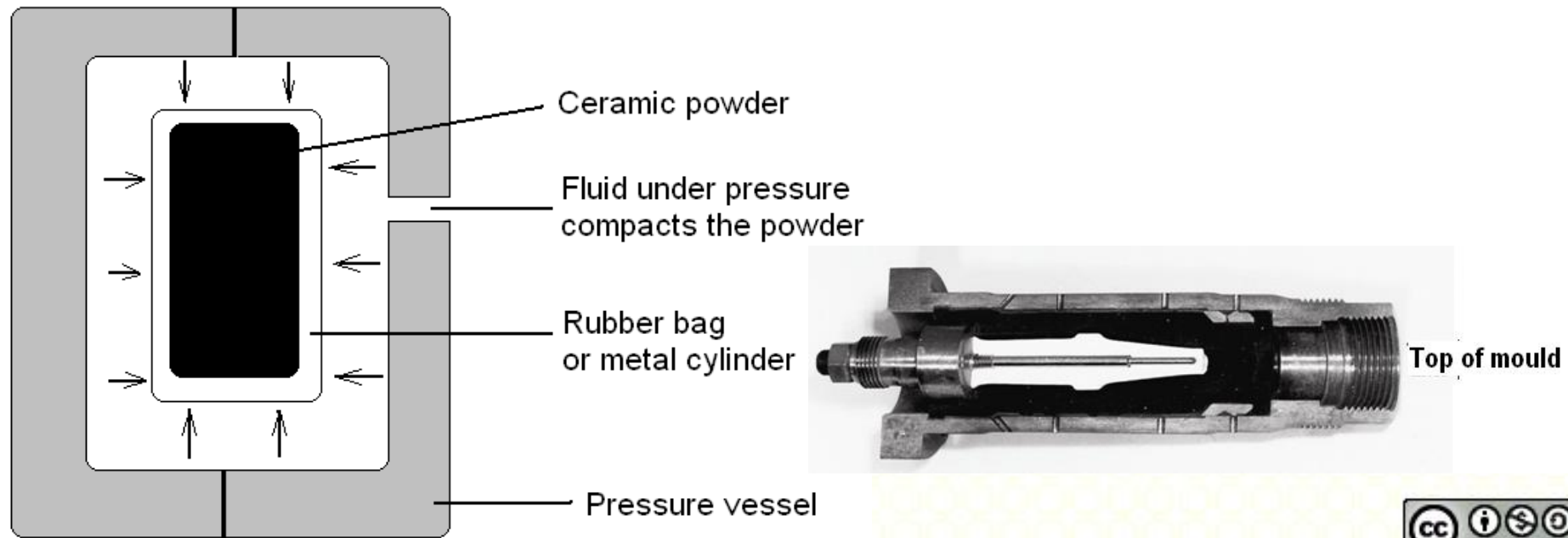
Simultaneous uniaxial compaction and shaping of powder along with binder.

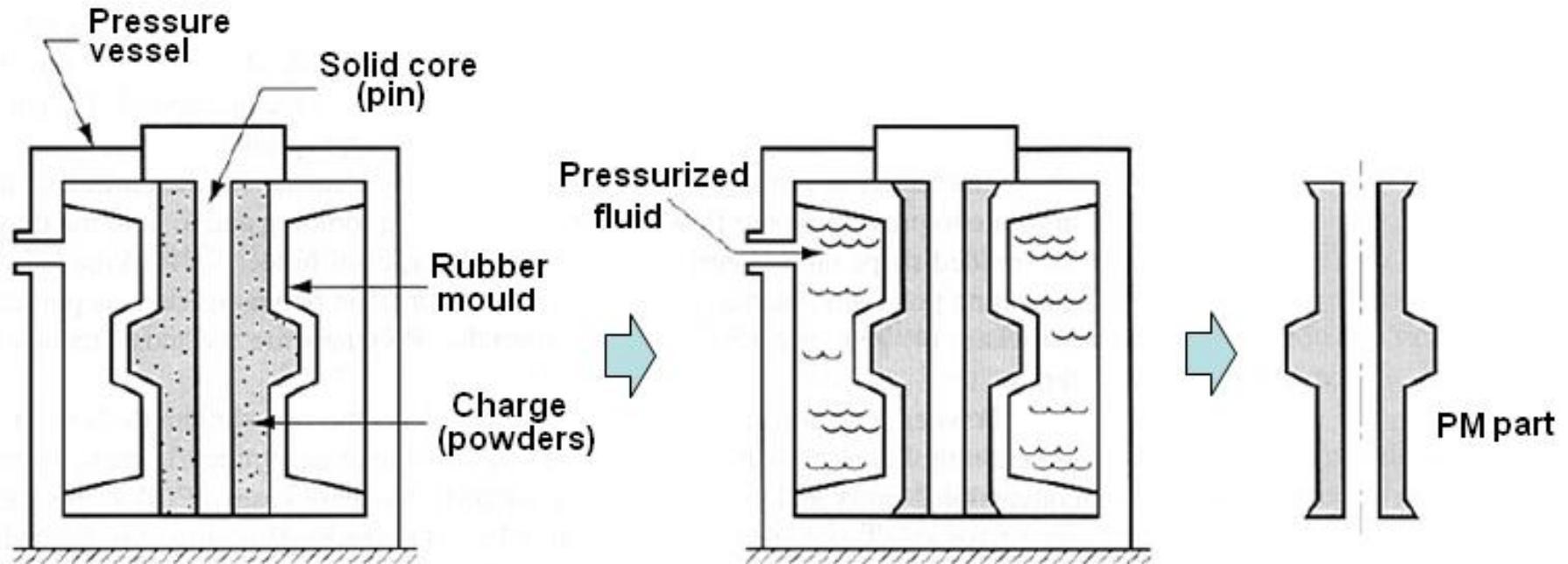
Wide variety of shapes can be formed rapidly and accurately.

- **Isolatic pressing (CIP, HIP):**

Ceramic powder is loaded into a flexible chamber and pressure is applied outside the chamber with hydraulic fluid.

Examples: Spark plug insulators, carbide tools.

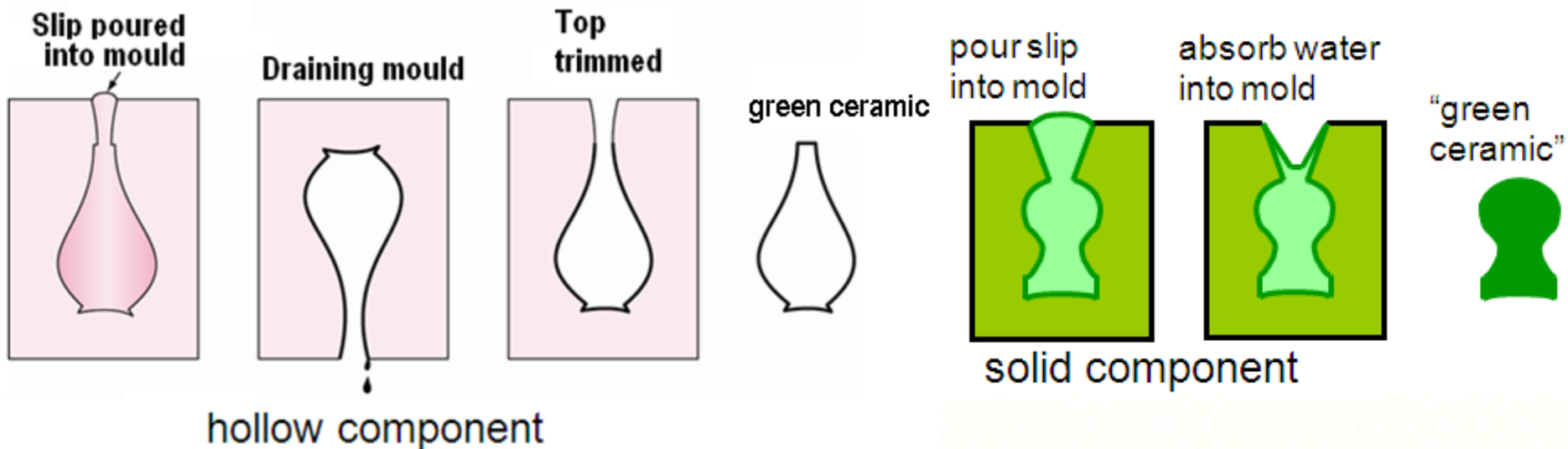




Cold Isostatic Pressing (CIP)

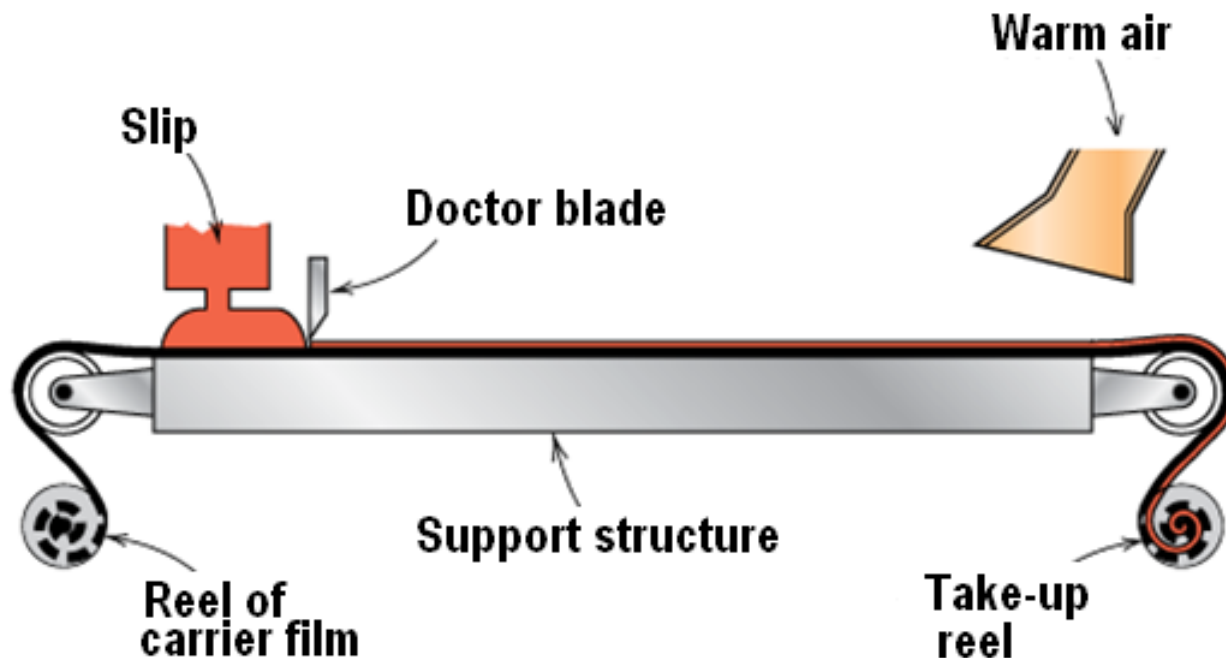
Slip Casting

- Powdered ceramic material and a liquid mixed to prepare a stable suspension (slip).
- Slip is poured into porous mold and liquid portion is partially absorbed by mold.
- Layer of semi-hard material is formed against mold surface.
- Excess slip is poured out of cavity or cast as solid.
- The material in mold is allowed to dry and then fired.



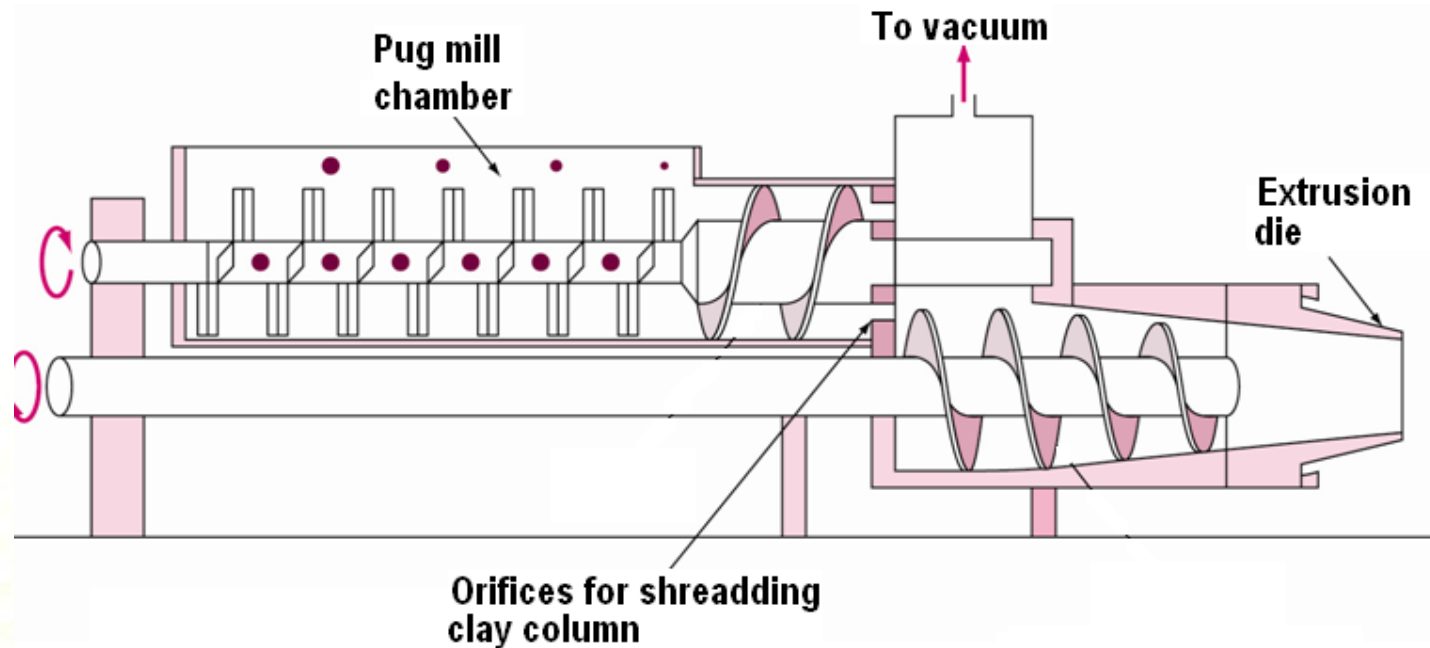
Tape Casting

- Thin sheets of green ceramic cast as flexible tape (0.2 to 2 mm)
- Used for integrated circuits and capacitors
- Slip = suspended ceramic particles + organic liquid (contains binders, plasticizers)



Extrusion

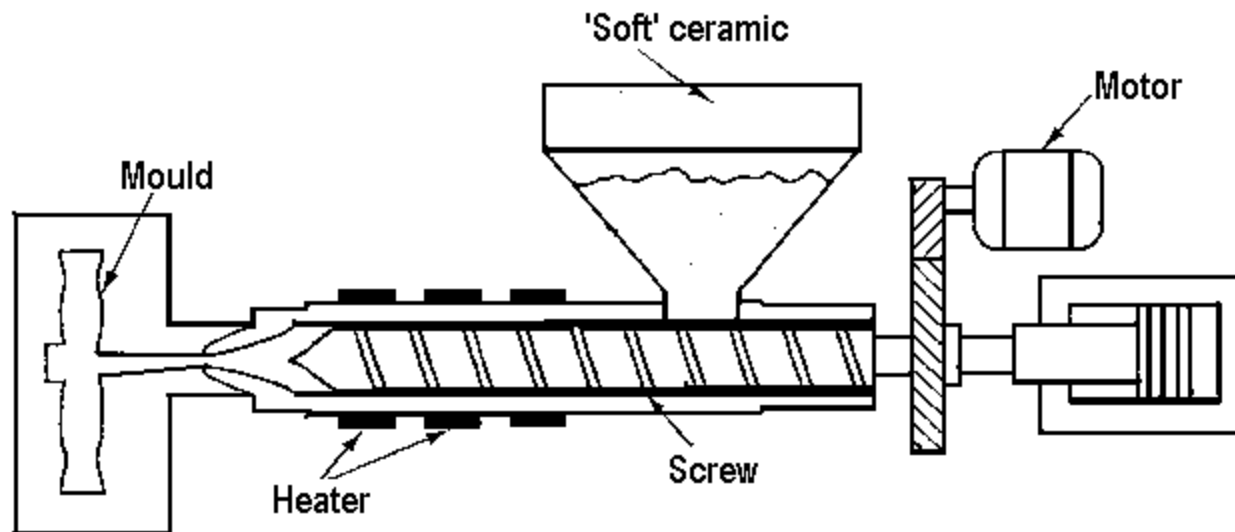
- Single cross sections and hollow shapes of ceramics can be produced by extrusion.
- Plastic ceramic material is forced through a hard steel or alloy die by a motor driven augur.
- Examples: Refractory brick, sewer pipe, hollow tubes.



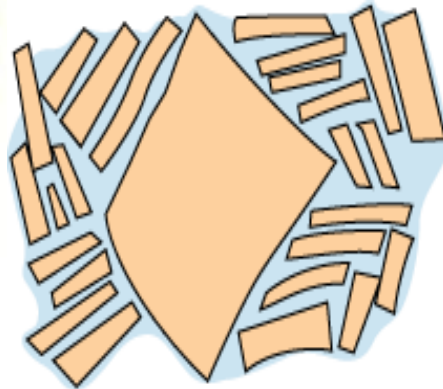
Injection Moulding

Ceramic powder + binder

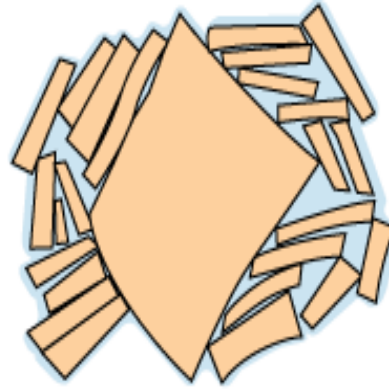
Binder : TP plastic spt PP, LDPE, ethylene vinyl acetate



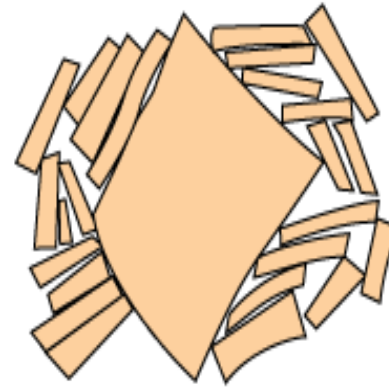
3. FIRING (Drying and Sintering)



wet body



partially dry



completely dry

- **Drying:**

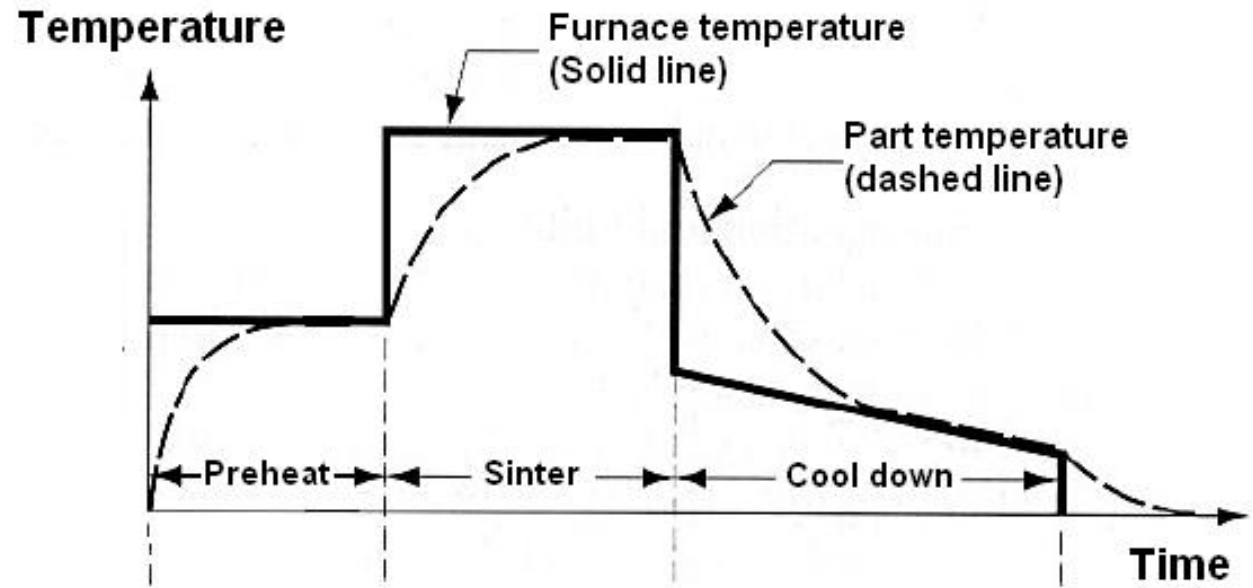
- as water is removed – interparticle spacings decrease
– shrinkage .

Drying too fast causes sample to warp or crack due to non-uniform shrinkage

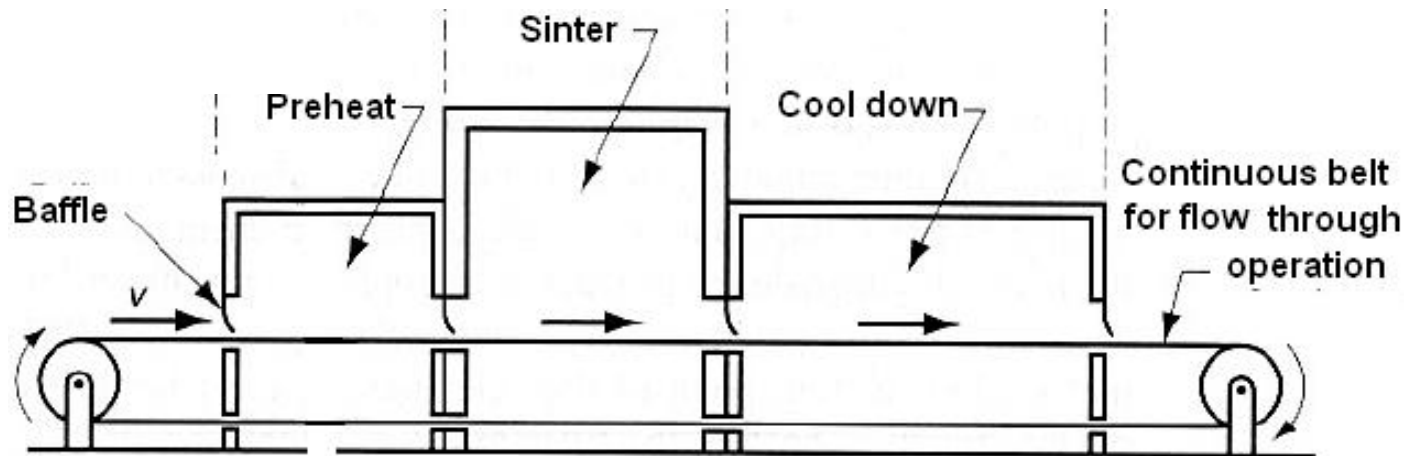
- **Firing:**

- heat treatment between 900-1400°C
- **vitrification:** liquid glass forms from clay and flux – flows between SiO₂ particles. (Flux lowers melting temperature).

Typical heat treatment cycle in sintering

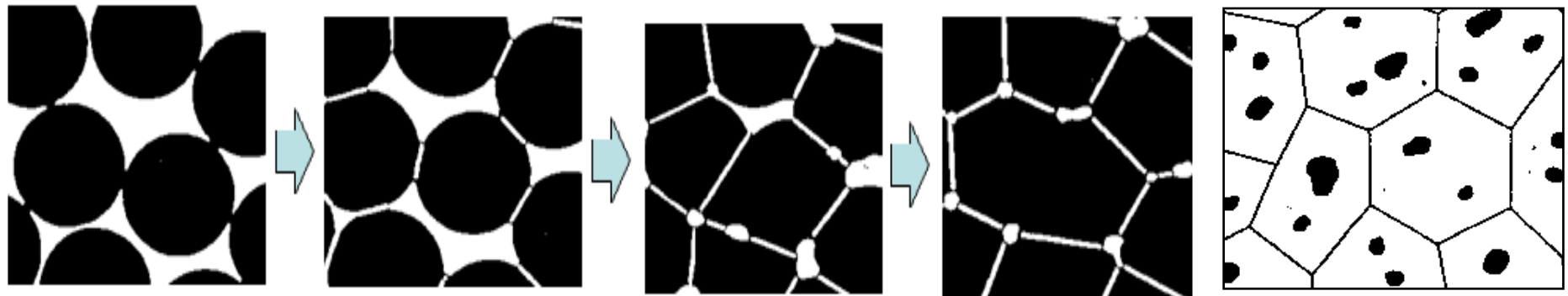
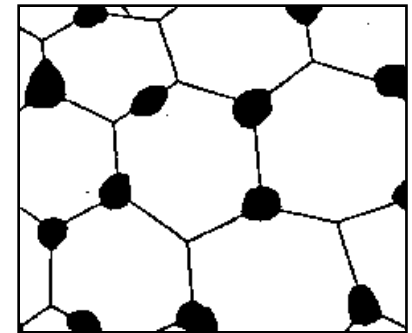
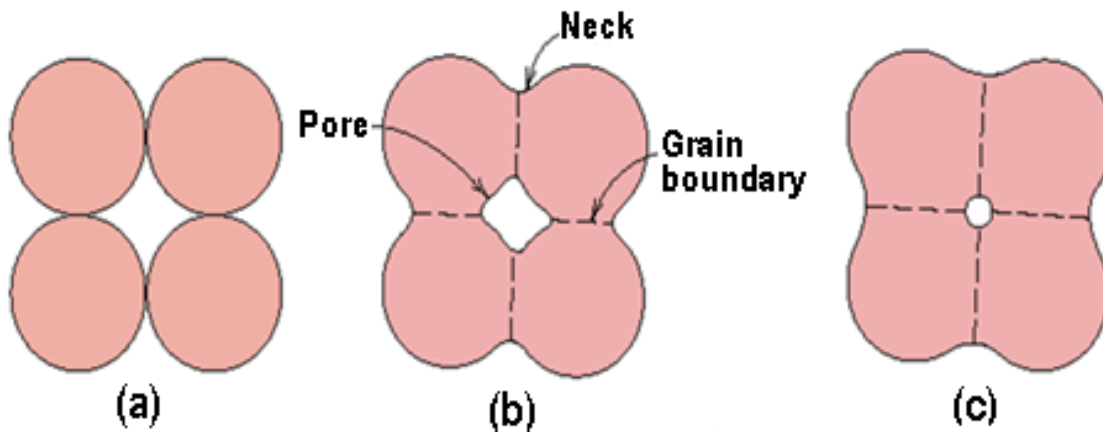


Schematic cross section of a continuous sintering furnace



Sintering

Sintering occurs during firing of a piece that has been powder pressed
-- powder particles coalesce and reduction of pore size

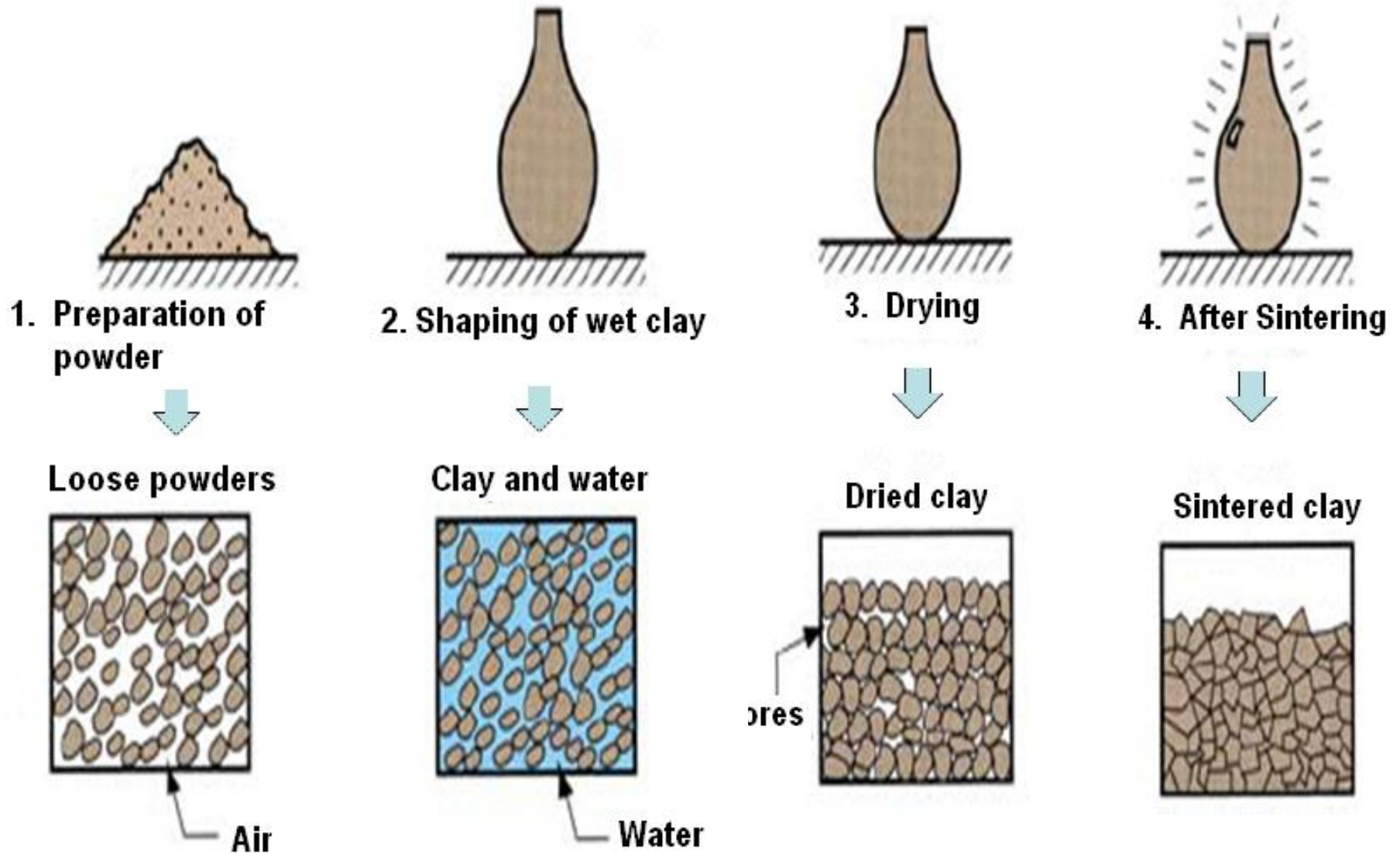


Traditional Ceramics

- Made up of clay, silica and feldspar.
- Clay: Provide workability and hardness.
- Silica: Provide better temperature resistance and MP.
- Potash Feldspar: Makes glass when ceramic is fired.

Life history of a triaxial body

Temperature (°C)	Reactions
Up to 100	Loss of moisture
100–200	Removal of absorbed water
450	Dehydroxylation
500	Oxidation of organic matter
573	Quartz inversion to high form. Little overall volume damage
980	Spinel forms from clay. Start of shrinkage
1000	Primary mullite forms
1050–1100	Glass forms from feldspar, mullite grows, shrinkage continues
1200	More glass, mullite grows, pores closing, some quartz solution
1250	60% glass, 21% mullite, 19% quartz, pores at minimum

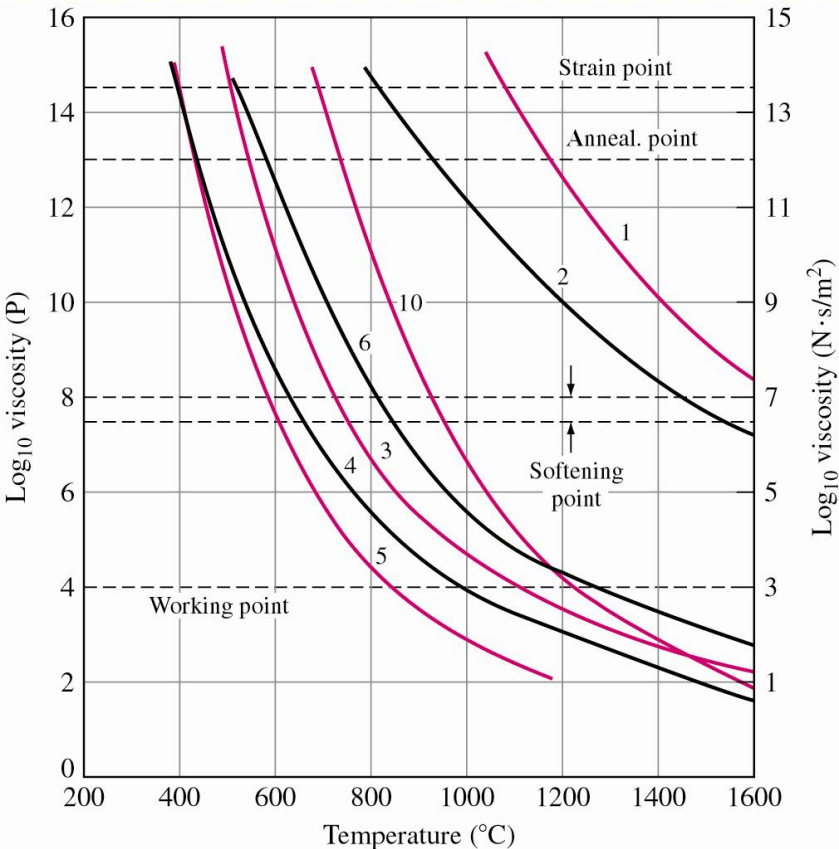


5. FINISHING OPERATIONS

To further improve the properties of sintered product :

- i. **Re- pressing : also called coining and sizing**
- ii. **Forging, grinding**
- iii. **Heat treatment : quenching and tempering**
- iv. **Machining : milling, grinding, ultra sonic, laser, electrical-discharge machining (EDM)**
- v. **Glazing, plating, painting**

Glass : Effect of temperature



Viscous Deformation of glasses.

1. **Working point:** 10^3 PaS
– glass fabrication can be carried out
2. **Softening point:** 10^7 PaS
– glass flows under its own weight.
3. **Annealing point:** 10^{12} PaS
– Internal stresses can be relieved.
4. **Strain point:** $10^{13.5}$ PaS
– glass is rigid below this point.

Units are Pa-s, or Poises (P)

1 P = 0.1 Pa-s

Viscosity of water at room temp is $\sim 10^{-3}$ P

Viscosity of typical glass at room temp $\gg 10^{16}$ P



Question :

A piece of silica glass having the viscosity of 10^{13} P at 940°C (annealed point) and the viscosity of 10^8 P at 1470°C (softening point). Calculate the activation energy for viscous flow in this temperature range for this glass

Solution :

Annealing point of glass,

$$T_{ap} = 1213\text{K}, \eta_{ap} = 10^{13}\text{P}$$

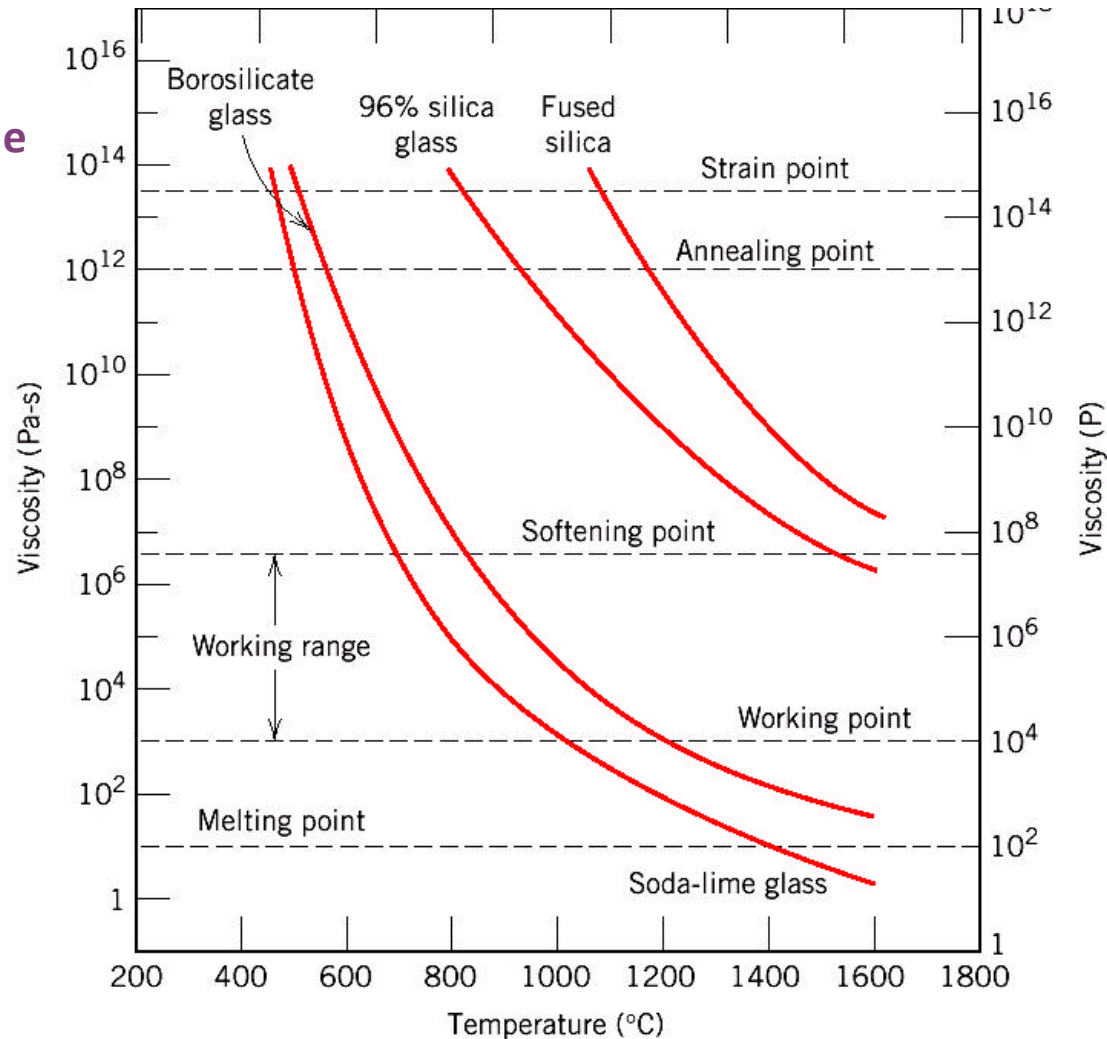
Softening point of glass,

$$T_{sp} = 1743\text{K}, \eta_{sp} = 10^8 \text{ P},$$

$$R = 8.314 \text{ J}/(\text{mol}\cdot\text{K})$$

Use Equation: $\eta = \eta_0 e^{+Q/RT}$

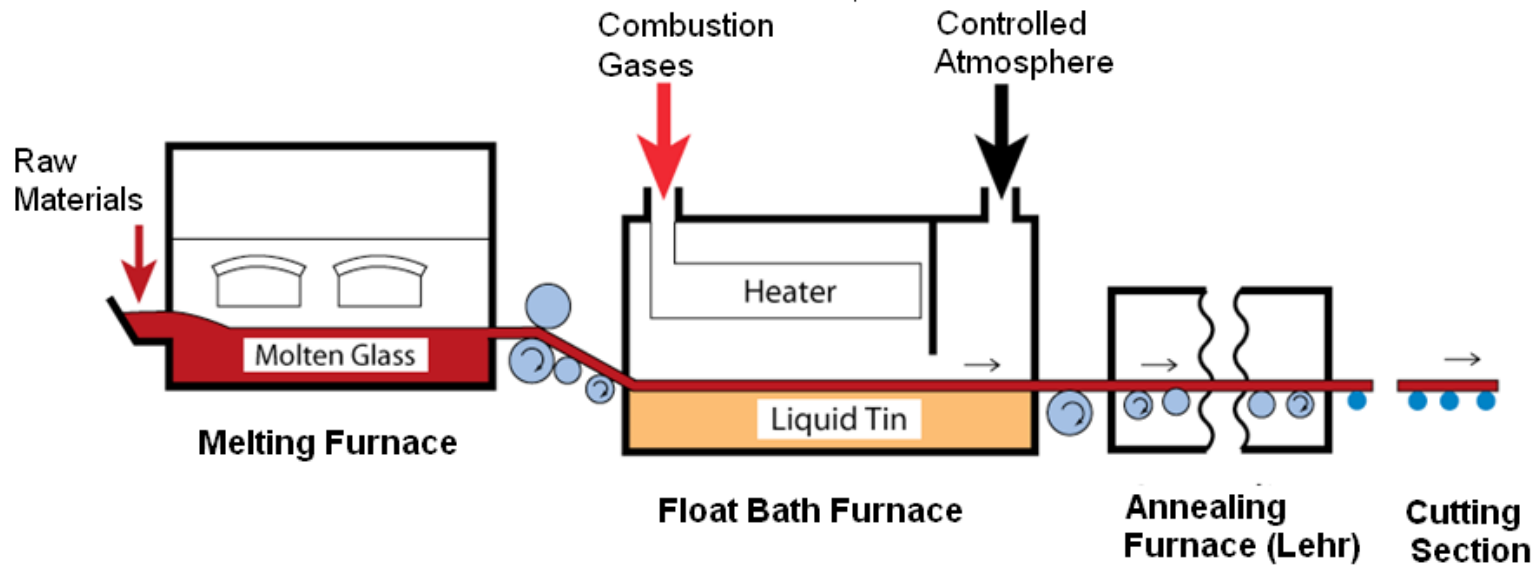
$$Q = 8.32 \times 10^5 \text{ j/mol}$$



GLASS PROCESSING

1. Sheet Glass Forming

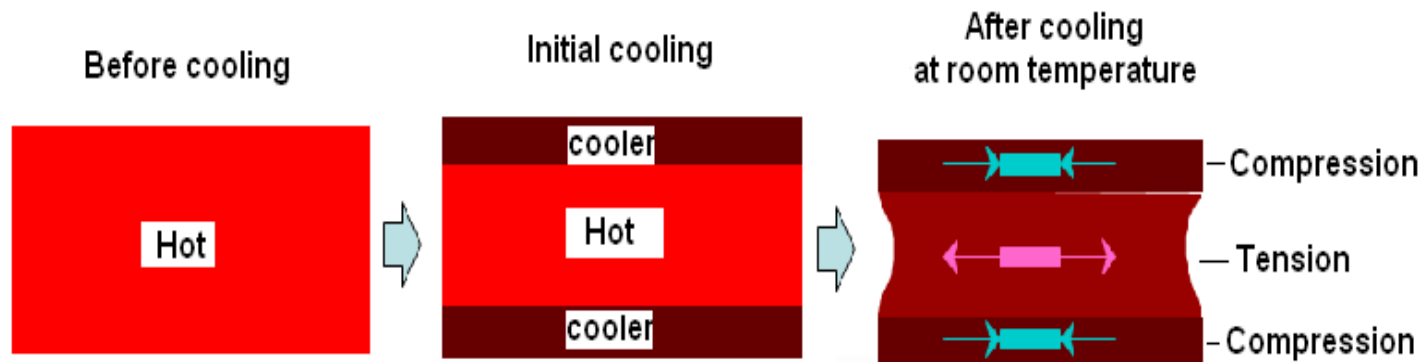
- **Sheet forming** – continuous casting
Sheets are formed by floating the molten glass on a pool of molten tin
- Forming sheet and plate glass:
Ribbon of glass moves out of furnace and floats on a bath of molten tin.
- Glass is cooled by molten tin.
- After it is hard, it is removed and passed through a long annealing furnace.



HEAT TREATMENT OF GLASS

1. Thermal Tempering

- Glass is heated into near softening point and rapidly cooled.
- Surface cools first and contracts.
- Interior cools next and contracts causing tensile stresses in the interior and compressive stress on the surface.
- suppresses growth of cracks from surface scratches
- Tempering strengthens the glass.
- Examples: Auto side windows and safety glasses.



2. Chemically Strengthened Glass

Special treatment increases chemical resistance of glasses.

Example:- Sodium alumino silicate glasses are immersed in a bath of potassium nitrate at 50°C for 6 to 10 hours

- Large potassium ions are induced into surface causing compressive stress
- Compressive layer is much thinner than that in thermal tempering.
- Used for supersonic aircraft glazing and lenses.

3. Laminated glass

Laminate Strengthening method ; two pieces of flat glass are assembled with a thin sheet of tough plastic (eg . Polyninyl butyral, PVB) between them.

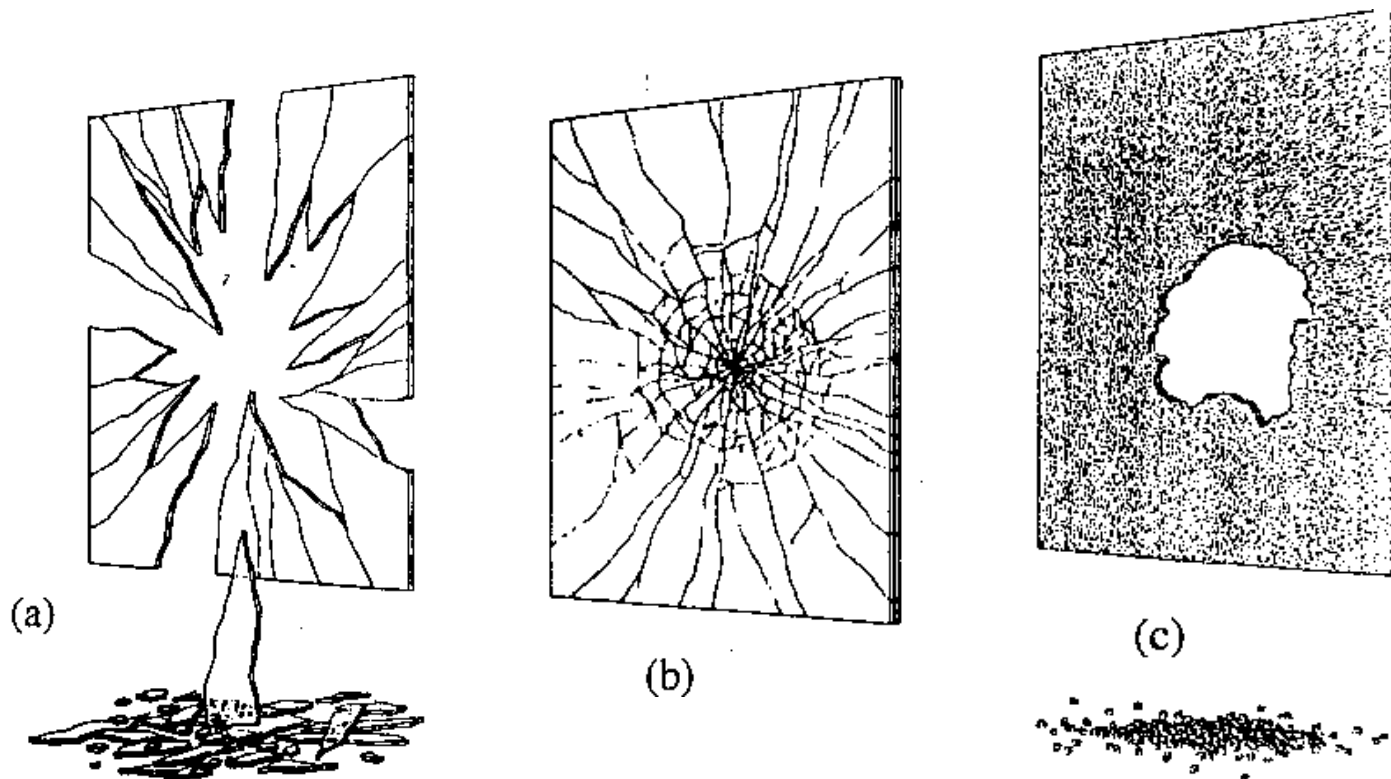
When the glass is broken, its pieces are held together by the plastic sheet.

4. Annealing

When ceramic materials is cooled from an elevated temp. internal stresses (thermal stresses,) is introduced as a result of the difference in cooling rate and thermal contraction between the surface and interior region.

Method :

The glassware is heated to the annealing point, then slowly cooled to room temperature



References

- K. G. Budinski and M.K. Budinski, Engineering Materials, Properties and Selection, 9th Ed, Pearson and Prentice Hall, 2010
- J. F. Shackelford, Introduction to Materials Science for Engineers, 6th Ed., Pearson and Prentice Hall, 2005.
- J.A. Schey, Introduction to Manufacturing Process, 3rd Ed., Mc Graw Hill, 2000.
- J. A. Jacobs and T. F. Kilduff, Engineering Materials and Technology, Structure, Processing, Properties and Application, 5th ed., Pearson & Prentice Hall, 2005.
- G. E. Dieter, Mechanical Metallurgy, McGraw-Hill, 3rd ed., 1991
- W. D. Callister, Mater. Science and Engineering – An Introduction, 8th ed., John Wiley & sons, Inc, 2011
- W. F. Smith, Principles of Materials Science and Engineering, 4rd ed., McGraw Hill, 2007.